

## Questions & Answers

#9

1. In recent Q&A 5 (#1), it was clarified that restroom countertops are to be PLAM. However, plumbing page P-000 fixture L-1 as an undermount sink.

Since undermount sinks are not typically recommended with PLAM countertops, please confirm if the intent is still to use an undermount sink, or if an alternative installation/mount type should be specified.

**Answer:** *See attached file: L-1 Lav. HCSO\_Ph. 1.pdf*

2. If the alternates are not accepted, are the existing fire sprinklers to be turned up to provide coverage?

**Answer:** *No. Fire Sprinklers are considered part of the base bid. Provide layout as if all alternates are to be accepted.*

3. Is wall tile to be installed behind the lockers?

**Answer:** *Yes.*

4. Is the cable tray on T-200 to be included in the base bid or Alt 2?

**Answer:** *Cable tray shown on T-200 serving IDF/MDF rooms is part of the base bid.*

plA 9

PB5

**KOHLER®**

**Bryant®**

Drop-in Bathroom Sink  
**K-2714-1**

**Features**

- Vitreous china.
- Drop-in.
- Round basin.
- With overflow.
- Single faucet hole.
- 18-7/8" (480 mm) diameter

**Recommended Accessories**

- K- 7107 Decorative Drain
- K- 7108 Decorative Drain
- K- 7129 Drain
- K- 9018 P-Trap



**ADA**

**Codes/Standards**











ASME A112.19.2/CSA B45.1  
ADA  
ICC/ANSI A117.1

**KOHLER® One-Year Limited Warranty**

See website for detailed warranty information.

**Available Color/Finishes**

*Color tiles intended for reference only.*

Color	Code	Description
	0	White
	96	Biscuit
	47	Almond
	NY	Dune
	95	Ice™ Grey
	G9	Sandbar
	33	Mexican Sand™
	K4	Cashmere
	58	Thunder™ Grey
	7	Black Black™

USA/Canada: 1-800-4KOHLER (1-800-456-4537)

Kohler Co. reserves the right to make revisions without notice to product specifications.

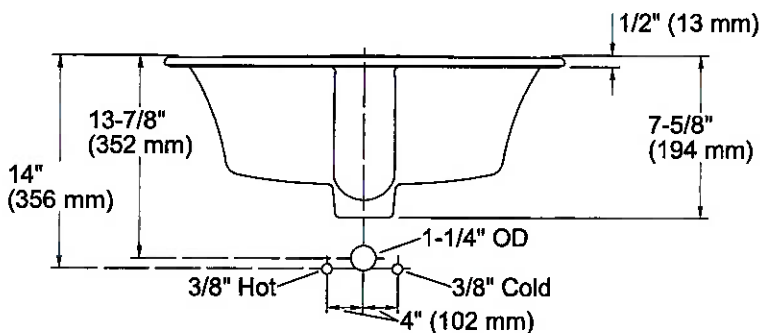
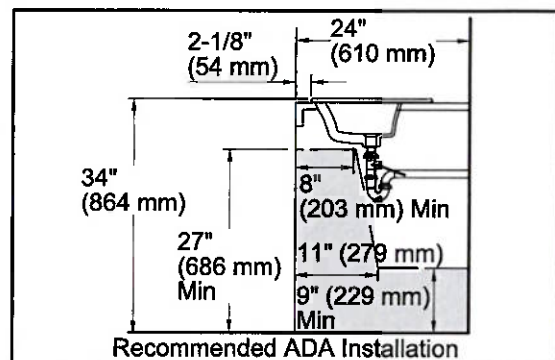
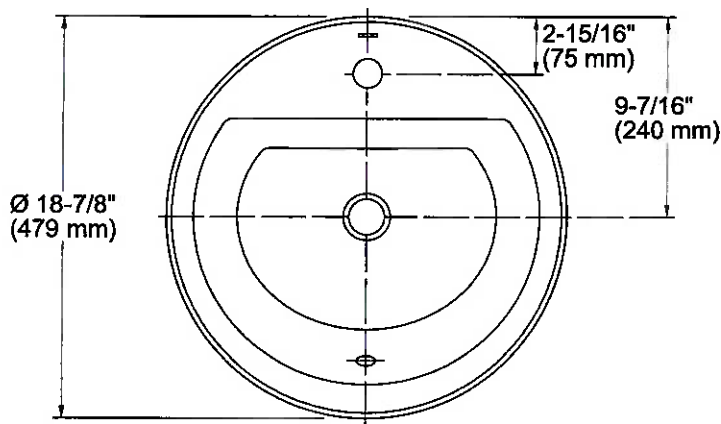
For the most current Specification Sheet, go to [www.kohler.com](http://www.kohler.com).

4-9-2016 02:15

THE BOLD LOOK  
OF **KOHLER®**

# KOHLER®

## Bryant® Drop-in Bathroom Sink K-2714-1



### Technical Information

All product dimensions are nominal.

Bowl configuration:	Single
Installation:	Drop-In
Bowl area (Only)	Length: 12-1/2" (318 mm) Width: 16-5/16" (414 mm) Water depth: 4" (102 mm)
Faucet hole(s):	1-3/8" (35 mm)
Drain hole:	1-3/4" (44 mm)
Template:	Drop-in, 1155260-7, required, included

### Notes

Install this product according to the installation guide.

Spout must be 5" (12.7 cm) long (min) for adequate clearance into the lavatory when installed with the centerline as shown.

**NOTICE:** Countertop manufacturer or cutter must use the cut-out template provided with the product, or a current one provided by Kohler Co. (call 1-800-4-KOHLER). Kohler Co. is not responsible for cutout errors when the incorrect cut-out template is used.

ADA compliant when installed to the specific requirements of these regulations.

USA/Canada: 1-800-4KOHLER (1-800-456-4537)

Kohler Co. reserves the right to make revisions without notice to product specifications.

For the most current Specification Sheet, go to [www.kohler.com](http://www.kohler.com).

4-9-2016 02:15

THE BOLD LOOK  
OF **KOHLER®**